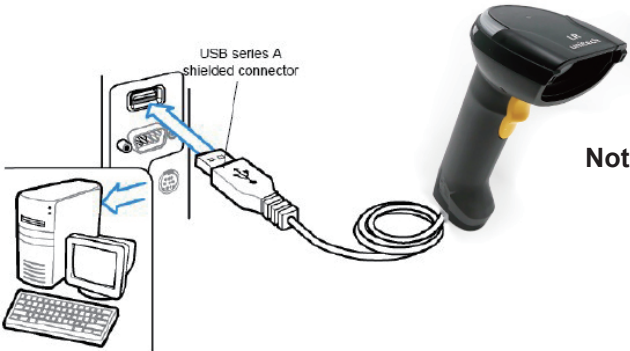




Connecting the Scanner

Connect USB cable to the **USB 3.0** port of a host PC.



Note : Y cable is designed for the PC or notebook without USB 3.0 port in order to get additional power supply from two USB 2.0 ports. Or you can connect MS852LR to a USB 3.0 port directly without Y cable.

USB Device Type

USB Keyboard HID\*



SSI over USB CDC



Symbol Native API (SNAPI) with Imaging Interface



Symbol Native API (SNAPI) without Imaging Interface



USB CDC Host




USB HID POS  
(for Windows 10 devices only)



Factory Default



Display F/W Version



Reading Mode

Trigger (Level) \*



Presentation (Blink)



Host



Auto Aim



Auto Aim with Illumination



Beep After Good Decode

Enable Beep After Good Decode \*



Disable Beep After Good Decode



Beep Volume

High Volume\*



Medium Volume



Low Volume



Beep Tone

High Beep Tone



Low Beep Tone



Medium Beep Tone\*



Disable Beep Tone



\* : Default Option

Thank you for purchasing the unitech product.  
For other product documentation, please scan the QR code for more information.



Beep Duration

Medium Duration\*



Short Duration



Long Duration



LED on Good Decode

Enable Decode LED \*



Disable Decode LED



USB Country Keyboard Types

North American Standard USB  
Keyboard\*



German Windows



French Windows



French Canadian Windows  
2000/XP



UK English Windows




French Canadian Windows 95/98



French Belgian Windows



Italian Windows



Spanish Windows



Swedish Windows



Portuguese-Brazilian Windows



Japanese Windows (ASCII)

